
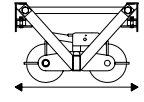
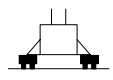
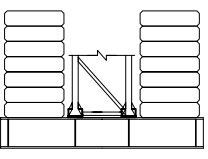


Alcance Radius Sbraccio (m)	Campo C. Max Max swl range Campo di carico mass. 2500 Kg	50	48	45	43	40	39	37	35	33	30	28	26	25	24	20	18
		2500 kg	2.1-26	1100	1162	1266	1344	1476	1524	1629	1746	1878	2110	2293	2500	2500	2500
45	2.1-26.5			1300	1379	1513	1563	1670	1789	1924	2160	2346	2500	2500	2500	2500	2500
40	2.1-29					1700	1754	1872	2003	2151	2410	2500	2500	2500	2500	2500	2500
35	2.1-29								2000	2147	2406	2500	2500	2500	2500	2500	2500
30	2.1-26.9										2200	2389	2500	2500	2500	2500	2500

Alcance Radius Sbraccio (m)	Campo C. Max Max swl range Campo di carico mass. 4000 Kg	50	48	45	43	40	38	35	33	30	27	24	21	18	15	12	9
		4000 kg	2.1-15.3	950	1010	1111	1186	1313	1409	1575	1702	1926	2200	2546	2995	3601	4000
45	2.1-16.8			1150	1227	1357	1455	1625	1755	1984	2266	2620	3080	3700	4000	4000	4000
40	2.1-18.5					1550	1658	1846	1990	2243	2554	2946	3454	4000	4000	4000	4000
35	2.1-18.5							1850	1994	2248	2559	2952	3461	4000	4000	4000	4000
30	2.1-17.2								2050	2339	2703	3175	3811	4000	4000	4000	4000

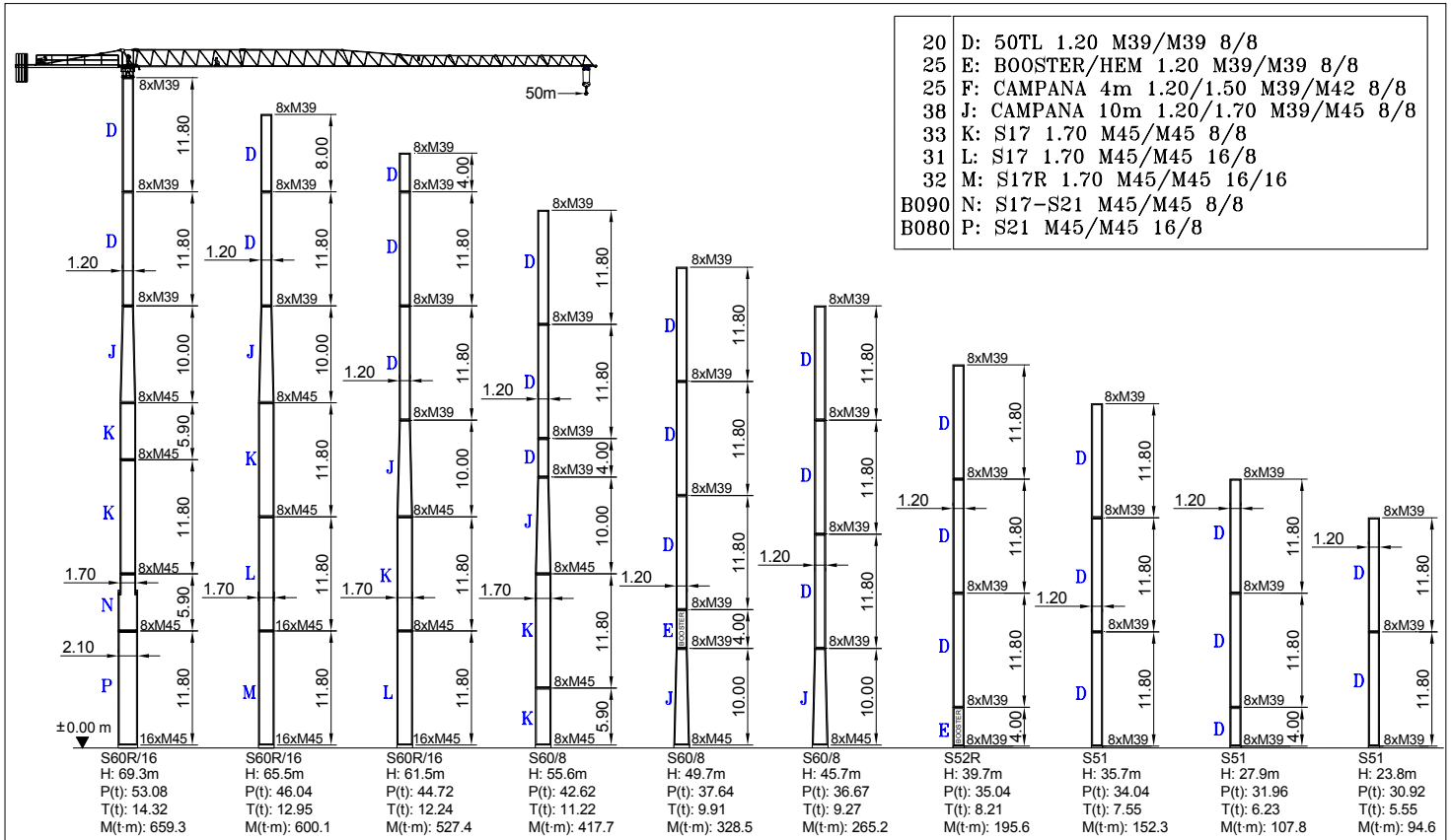
CARGA / VELOCIDAD (kg/m/min) LOAD / SPEED • CARICO / VELOCITÀ				MECANISMOS MECHANISMS / MECCANISMI		
Potencia Power / Potenza	15 Hp (11.5 Kw) - 2.5 t	* 25 Hp (18.5 Kw) - 4.0 t				
1ª	2500 kg – 8 m/min	2500 kg – 8 m/min				
2ª	2500 kg – 29 m/min	2500 kg – 31 m/min				
3ª	1000 kg – 58 m/min	1500 kg – 62 m/min				
1ª	4000 kg – 4 m/min	4000 kg – 4 m/min		1 x 65 Nm	1.1/1.8 kw	2 x 2.2 kw
2ª	4000 kg – 15 m/min	4000 kg – 16 m/min				
3ª	2500 kg – 30 m/min	2500 kg – 32 m/min				

ALCANCE RADIUS / SBRACCIO	50 m		45 m			40 m		35 m		30 m	
CONTRAPESO COUNTERWEIGHT CONTRAPPESO	A	B	A	B	C	A	B	A	B	A	B
	3	2	3	1	1	3	1	2	2	2	1
	9700 kg		9150 kg			8300 kg		7400 kg		6000 kg	
LASTRE DE LA BASE / BASE BALLAST BLOCKS / ZAVORRA ALLA BASE											
	CON BASE ON CROSSBASE		24.6 m			28.6 m		36.6 m		40.6 m	
	3.8x3.8m		38 t			45.6 t		76 t		76 t	
	4.5x4.5m		-			-		-		-	

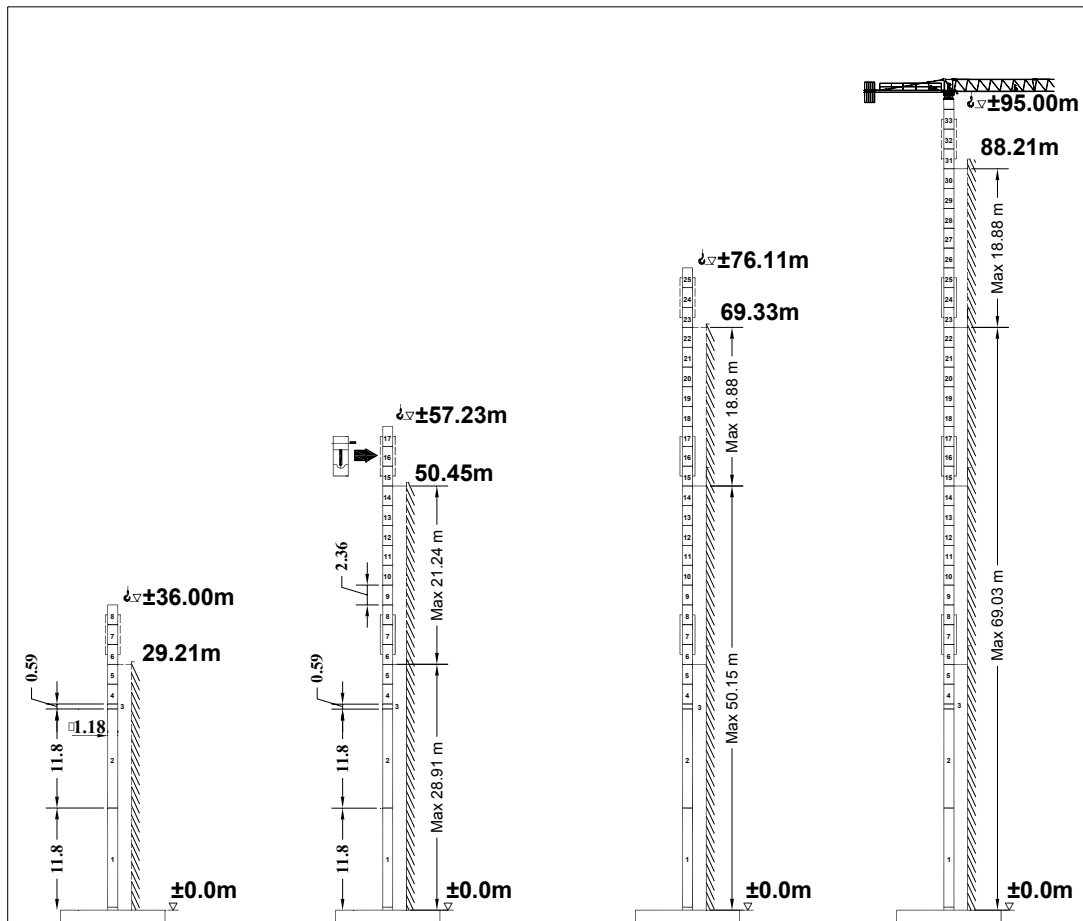
PESO DE CONSTRUCCIÓN APROXIMADO DEAD WEIGHT APPROX. / PESO DI COSTRUZIONE APPROSSIMATO			23 815 kg
POTENCIA REQUERIDA Y CONDUCTORES REQUIERED POWER AND CONDUCTORS POTENZA ELETTRICA NECESSARIA E CONDUTTORI	CON ELEVACIÓN 18.5 Kw / 18.5 Kw Hoisting / Con sollevamento 18.5 Kw		
	31 KVA - 400 V – 50 Hz		
	25 m	50 m	100 m
	4x25mm <sup>2</sup>	4x25mm <sup>2</sup>	4x25mm <sup>2</sup>

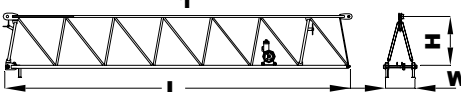
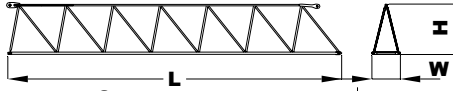
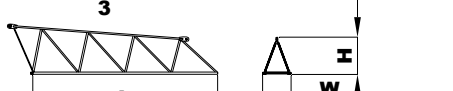
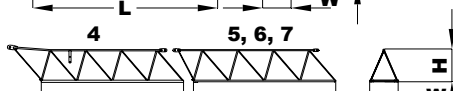


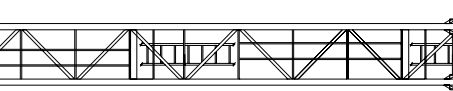
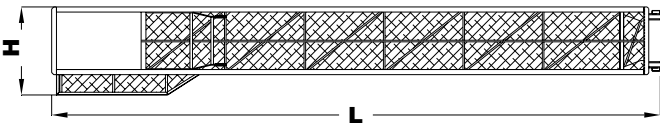
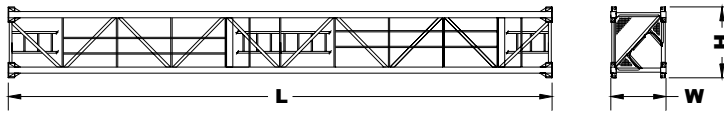
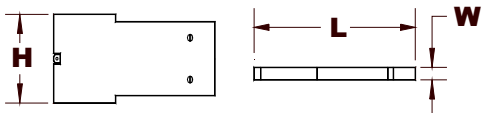
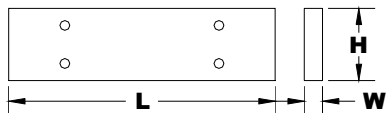
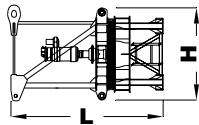
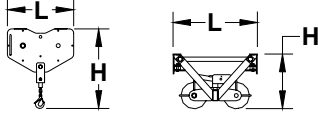
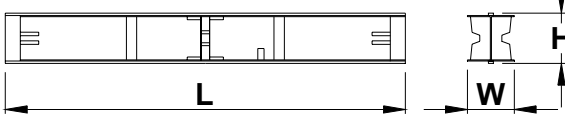
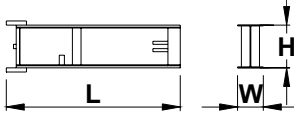
\*OPCIONAL

## COMPOSICIÓN DE TORRE / TOWER COMPOSITION / STRUTTURA DELLA TORRE



## MONTAJE HIDRÁULICO / HYDRAULIC ASSEMBLY / MONTAGGIO IDRAULICO



PESO Y DIMENSIONES DE LOS ELEMENTOS DE LA GRÚA WEIGHT AND DIMENSIONS OF THE CRANE / PESO E DIMENSIONI DEI ELEMENTI DELLA GRU		L (m)	W (m)	H (m)	Peso (kg)
<b>ELEMENTO DE PLUMA Nº1</b> JIB HEEL SECTION ELEMENTO DI BRACCIO Nº1		11.74	1	1.7	1544
<b>ELEMENTO INTERMEDIO DE PLUMA</b> INTERMEDIATE JIB SECTION ELEMENTO INTERMEZZO DI BRACCIO		2	11.74	1	894
		3	6.5	1	488
		4	5	1	312
		5	5	1	223
		6	5	1	176
		7	5	1	154
	<b>CONTRAPLUMA</b> COUNTER JIB CONTROBRACCIO		11.49	0.28	1.65
<b>ELEMENTO DE TORRE</b> TOWER SECTION ELEMENTO DI TORRE		11.8	1.2	1.38	3000
		4.0	1.2	1.38	1100
<b>BLOQUE DE CONTRAPESO</b> COUNTERWEIGHT BLOCKS BLOCCO DI CONTRAPPESO		A	2.94	0.30	2300
		B	2.94	0.18	1400
		C	1.70	0.18	850
<b>BLOQUE DE LASTRE DE LA BASE</b> BASE BALLAST BLOCK BLOCCO DI ZAVORRA ALLA BASE		4.4	1.2	0.3	3800
<b>CABEZA DE TORRE</b> TOWER HEAD TESTA DI TORRE		2.94	1.8	1.7	3000
<b>GANCHO Y CARRO</b> HOOK AND TROLLEY GANCIO E CARRELLO		0.75	0.12	1.40	160
		0.96	1.10	0.62	120
<b>VIGA PRINCIPAL DE LA BASE</b> MAIN BASE BEAM TRAVE PRINCIPALE DELLA BASE		5.72	0.67	0.65	1560
<b>SEMIVIGA SECUNDARIA DE LA BASE</b> HALF BASE BEAM SEMITRAVE SECONDARIA DELLA BASE		2.77	0.45	0.665	1500

Sept. / 2005

Sujeto a modificaciones / Subject to modifications! / Si fa riserva di modifiche!

Declinamos toda responsabilidad derivada de la informacion proporcionada

This information is supplied without liability / Le indicazioni contenute si intendono salvo errori ed omissioni